

(I) (a) Statement Showing Shareholding Pattern

Name of the Company : SHRISTI INFRASTRUCTURE DEV.CORPN.LTD


Scrip Code,Name of the scrip,class of security: 511411

/EQUITY

Quarter Ended

31-Dec-2013

| Partly paid-up shares:-   | No. of partly paid-up shares  | As a % of total no. of partly paid-up shares              | As a % of total no. of shares of the company   |
|---|-------------------------------|---|--|
| Held by promoter/promoter group   | NA                            | NA  | NA   |
| Held by public  | NA                            | NA  | NA   |
| Total   | NA                            | NA  | NA   |
| Outstanding convertible securities:-  | No. of outstanding securities | As a % of total no. of outstanding convertible securities | As a % of total no. of shares of the company, assuming full conversion of the convertible securities |
| Held by promoter/promoter group   | NA                            | NA  | NA   |
| Held by public  | NA                            | NA  | NA   |
| Total   | NA                            | NA  | NA   |
| Warrants:-  | No. of warrants               | As a % of total no. of warrants                           | As a % of total no. of shares of the company, assuming full conversion of warrants                   |
| Held by promoter/promoter group   |                               |   |  |
| Held by public  |                               |   |  |
| Total   | 0                             | 0   | .000   |
| Total paid-up capital of the company, assuming full conversion of warrants and convertible securities | 22200000                      |   |  |

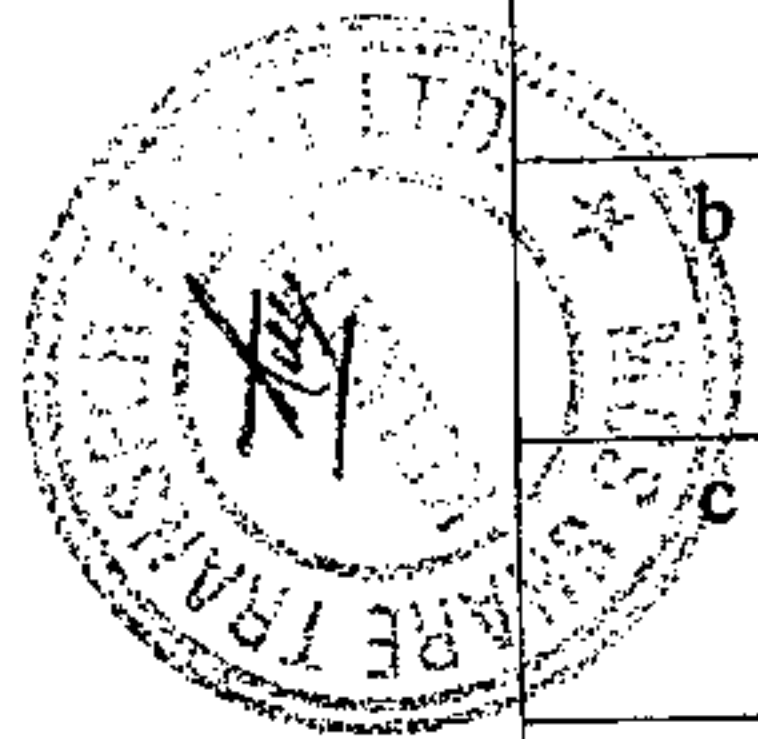


## (1) (a) Statement Showing Shareholding Pattern

Name Of The Company : SHRISTI INFRASTRUCTURE DEV.CORPN.LTD

Quarter Ended 31-Dec-2013

| Category Code | Category of Shareholders   | Number of shareholders | Total no. of Shares | No. of Shares held in Dematerialised form | Total shareholding as a percentage of total shares |                            | Shares pledged or otherwise encumbered |                 |
|---------------|--|------------------------|---------------------|---|--|----------------------------|--|-----------------|
|               |  |                        |                     |   | As a percentage of (A+B)                           | As a percentage of (A+B+C) | Number of shares                       | As a percentage |
| <b>A</b>      | <b>Shareholding of Promoter and Promoter Group<sup>2</sup></b>                   |                        |                     |   |  |                            |  |                 |
| <b>1</b>      | <b>Indian</b>  |                        |                     |   |  |                            |  |                 |
| a             | Individuals/ Hindu Undivided Family  | 1                      | 100600              | 100600                                    | .4532  | .4532                      | 0                                      | 0               |
| b             | Central Government/ State Government(s)  | 0                      | 0                   | 0   | 0  | 0                          | 0                                      | 0               |
| c             | Bodies Corporate   | 1                      | 11070990            | 11070990                                  | 49.8692  | 49.8692                    | 3080000                                | 27.82           |
| d             | Financial Institutions/ Banks  | 0                      | 0                   | 0   | 0  | 0                          | 0                                      | 0               |
| e             | Any Other (Specify)  | 0                      | 0                   | 0   | 0  | 0                          | 0                                      | 0               |
| i             | Trust  | 0                      | 0                   | 0   | 0  | 0                          | 0                                      | 0               |
| ii            | Society  | 0                      | 0                   | 0   | 0  | 0                          | 0                                      | 0               |
| iii           | Educational Institutions   | 0                      | 0                   | 0   | 0  | 0                          | 0                                      | 0               |
|               | <b>Sub Total (A)(1) :</b>  | <b>2</b>               | <b>11171590</b>     | <b>11171590</b>                           | <b>50.3224</b>                                     | <b>50.3224</b>             | <b>3080000</b>                         | <b>27.570</b>   |
| <b>2</b>      | <b>Foreign</b>   |                        |                     |   |  |                            |  |                 |
| a             | Individuals (Non Resident Indians / Foreign Individuals)                         | 0                      | 0                   | 0   | 0  | 0                          | 0                                      | 0               |
| b             | Bodies Corporate   | 0                      | 0                   | 0   | 0  | 0                          | 0                                      | 0               |
| c             | Institutions   | 0                      | 0                   | 0   | 0  | 0                          | 0                                      | 0               |
| d             | Any Other ( Specify )  | 0                      | 0                   | 0   | 0  | 0                          | 0                                      | 0               |
|               | <b>Sub Total (A)(2) :</b>  | <b>0</b>               | <b>0</b>            | <b>0</b>                                  | <b>.0000</b>                                       | <b>.0000</b>               | <b>0</b>                               | <b>.000</b>     |
|               | <b>Total Shareholding of Promoter and Promoter Group (A) = (A)(1) + (A)(2) :</b> | <b>2</b>               | <b>11171590</b>     | <b>11171590</b>                           | <b>50.3224</b>                                     | <b>50.3224</b>             | <b>3080000</b>                         | <b>27.570</b>   |
| <b>B</b>      | <b>Public Shareholding<sup>3</sup></b>   |                        |                     |   |  |                            | NA                                     | NA              |
| <b>1</b>      | <b>Institutions</b>  |                        |                     |   |  |                            | NA                                     | NA              |
| a             | Mutual Funds/ UTI  | 2                      | 680                 | 0   | .0031  | .0031                      |  |                 |
| b             | Financial Institutions/ Banks  | 1                      | 20                  | 20  | .0001  | .0001                      |  |                 |
| c             | Central Government/ State Government(s)  | 0                      | 0                   | 0   | 0  | 0                          |  |                 |



## (1) (a) Statement Showing Shareholding Pattern


Name Of The Company : SHRISTI INFRASTRUCTURE DEV.CORPN.LTD

Quarter Ended 31-Dec-2013

| Category Code | Category of Shareholders  | Number of shareholders | Total no. of Shares | No. of Shares held in Dematerialised form | Total shareholding as a percentage of total shares |                            | Shares pledged or otherwise encumbered |                 |
|---------------|---|------------------------|---------------------|---|--|----------------------------|--|-----------------|
|               |   |                        |                     |   | As a percentage of (A+B)                           | As a percentage of (A+B+C) | Number of shares                       | As a percentage |
| <b>B</b>      | <b>Public Shareholding<sup>3</sup></b>  |                        |                     |   |  |                            |  |                 |
| <b>1</b>      | <b>Institutions</b>   |                        |                     |   |  |                            |  |                 |
| d             | Venture Capital Funds   | 0                      | 0                   | 0   | 0  | 0                          |  |                 |
| e             | Insurance Companies   | 0                      | 0                   | 0   | 0  | 0                          |  |                 |
| f             | Foreign Institutional Investors   | 0                      | 0                   | 0   | 0  | 0                          |  |                 |
| g             | Foreign Venture Capital Investors   | 0                      | 0                   | 0   | 0  | 0                          |  |                 |
| h             | Any Other (Specify)   | 0                      | 0                   | 0   | 0  | 0                          |  |                 |
|               | <b>Sub Total (B)(1) :</b>   | 3                      | 700                 | 20  | .0032  | .0032                      |  |                 |
|               |   |                        |                     |   |  |                            | NA                                     | NA              |
| <b>2</b>      | <b>Non-Institutions</b>   |                        |                     |   |  |                            |  |                 |
| a             | Bodies Corporate  | 178                    | 401547              | 397487                                    | 1.8088   | 1.8088                     |  |                 |
| b             | Individuals   |                        |                     |   |  |                            |  |                 |
| i             | Individual Shareholders Holding Nominal Share Capital Upto Rs. 1 Lakh.                  | 12761                  | 561468              | 348796                                    | 2.5291   | 2.5291                     |  |                 |
| ii            | Individual Shareholders Holding Nominal Share Capital in excess of Rs. 1 Lakh.          | 5                      | 104557              | 104557                                    | .471   | .471                       |  |                 |
| c             | Any Other (Specify)   |                        |                     |   |  |                            |  |                 |
| i             | Trust & Foundations   | 2                      | 9952953             | 9952953                                   | 44.8331  | 44.8331                    |  |                 |
| ii            | Cooperative Societies   | 0                      | 0                   | 0   | 0  | 0                          |  |                 |
| iii           | Educational Institutions  | 0                      | 0                   | 0   | 0  | 0                          |  |                 |
| iv            | Non Resident Individual   | 13                     | 7185                | 7185                                      | .0324  | .0324                      |  |                 |
| v             | Foreign Companies   | 0                      | 0                   | 0   | 0  | 0                          |  |                 |
| vi            | OCB   | 0                      | 0                   | 0   | 0  | 0                          |  |                 |
|               | <b>Sub Total (B)(2) :</b>   | 12959                  | 11027710            | 10810978                                  | 49.6744  | 49.6744                    |  |                 |
|               | <b>Total Public Shareholding (B) = (B)(1) + (B)(2) :</b>                                | 12962                  | 11028410            | 10810998                                  | 49.6776  | 49.6776                    |  |                 |
|               | <b>Total (A) + (B) :</b>  | 12964                  | 22200000            | 21982588                                  | 100.0000   | 100.0000                   |  |                 |
| <b>C</b>      | <b>Shares held by Custodians and against which Depository Receipts have been issued</b> |                        |                     |   |  |                            | NA                                     | NA              |
|               |   | 0                      | 0                   | 0   | 0  | 0                          |  |                 |
|               | <b>GRAND TOTAL (A) + (B) + (C) :</b>  | 12964                  | 22200000            | 21982588                                  | 100.0000   | 100.0000                   |  |                 |

## (I) (b) Statement showing shareholding of persons belonging to the category "Promoter and Promoter Group"

| Sri No. | Name of the shareholder          | Total shares held |                                   | Shares pledged or otherwise encumbered |                 |  | Details of Warrants |  | Details of Convertible Securities held |  |
|---------|----------------------------------|-------------------|-----------------------------------|--|-----------------|--|---------------------|--|--|--|
|         |                                  | Number            | As a % of grand total (A)+(B)+(C) | Number                                 | As a percentage | As a % of grand total (A)+(B)+(C) of sub-clause (1)(a) | Number of Warrants  | As a % of total number of warrants of the same class | Number of convertible securities held  | As a % of total number of convertible securities of the same class |
| 1       | ADISHAKTI RETAIL PRIVATE LIMITED | 11070990          | 49.8693                           | 3080000                                | 27.8205         | 13.8739  | Nil                 | Nil  | Nil                                    | Nil  |
| 2       | SUJIT KANORIA                    | 100600            | .4532                             | 0                                      | .0000           | .0000  | Nil                 | Nil  | Nil                                    | Nil  |
|         | <b>TOTAL</b>                     | 11171590          | 50.3225                           | 3080000                                | 27.5700         | 13.8739  | Nil                 | Nil  | Nil                                    | Nil  |






UNIT : SHRISTI INFRASTRUCTURE DEV.CORPN.LTD

(D) (c)(i) Statement showing shareholding of persons belonging to the category "Public" and holding more than 1 % of the total number of shares.

| Srl No. | Name of the shareholder       | Number of Shares | Shares as a percentage of total number of shares (i.e., Grand Total (A)+(B)+(C) indicated in Statement at para (I)(a) above } | Details of Warrants |  | Details of Convertible Securities held |  |
|---------|-------------------------------|------------------|---|---------------------|--|--|--|
|         |                               |                  |   | Number of Warrants  | As a % of total number of warrants of the same class | Number of convertible securities held  | As a % of total number of convertible securities of the same class |
| 1       | OPULENT VENTURE CAPITAL TRUST | 9879400          | 44.5018   | Nil                 | Nil  | Nil                                    | Nil  |
|         | <b>TOTAL</b>                  | 9879400          | 44.5018   | Nil                 | Nil  | Nil                                    | Nil  |




(I) (c)(ii) Statement showing shareholding of securities(including shares,warramnts,convertible securities) of persons (together with PAC) belonging to the category "Public" and holding more than 5% of the total number of shares of the company.

| Srl No. | Name of the shareholder and the Persons Acting In Concert(PAC) with them | Number of Shares | Shares as a percentage of total number of shares {i.e., Grand Total (A)+(B)+(C) indicated in Statement at para (I)(a) above } | Details of Warrants |   | Details of Convertible Securities held |  | Total shares(including underlying shares assuming full conversion of warrants and conevertible securities) as a % of diluted share capital |
|---------|--|------------------|---|---------------------|---|--|--|--|
|         |  |                  |   | Number of Warrants  | As a % of total number of warrants of the | Number of convertible Securities held  | % w.r.t total number of convertible securities of the same class |  |
| 1       | OPULENT VENTURE CAPITAL TRUST  | 9879400          | 44.5018   | Nil                 | Nil                                       | Nil                                    | Nil  | Nil  |
|         | <b>TOTAL</b>   | 9879400          | 44.5018   | Nil                 | Nil                                       | Nil                                    | Nil  | Nil  |



(I) (d) Statement showing details of locked-in shares.

| Sr/No. | Name of the shareholder | Category | Number of Shares Locked-in | Locked-in Shares as a percentage of total number of shares {i.e., Grand Total (A)+(B)+(C) indicated in Statement at para (I)(a) above } |
|--------|-------------------------|----------|----------------------------|---|
| 1      | Nil                     |          | Nil                        | Nil   |
|        | <b>TOTAL</b>            |          | Nil                        | Nil   |




(II) (a) Statement showing details of Depository Receipts (DRs)

| Srl No. | Type of outstanding DR (ADRS,GDRs SDRs,etc.) | Number of outstanding DRs | Number of shares underlying outstanding DRs | Shares underlying outstanding DRs as a percentage of total number of shares (i.e Grand Total (A)+(B)+(C) indicated in statement at para (I)(a) above) |
|---------|--|---------------------------|---|---|
| 1       | Nil  | Nil                       | Nil   | Nil   |
|         |  |                           |   |   |
|         | <b>TOTAL</b>                                 | Nil                       | Nil   | Nil   |

(II) (b) Statement showing details of Depository Receipts (DRs) where underlying shares held by 'promoter/promoter group' are in excess of 1 % of the total number of shares.

| Srl No. | Name of the DR Holder | Type of outstanding DRs (ADRS,GDRs, SDRs etc ) | Number of shares underlying outstanding DRs | Shares underlying outstanding DRs as a percentage of total number of shares (i.e Grand Total (A)+(B)+(C) indicated in statement at para (I)(a) above) |
|---------|-----------------------|--|---|---|
| 1       | Nil                   | Nil  | Nil   | Nil   |
|         |                       |  |   |   |
|         | <b>TOTAL</b>          | Nil  | Nil   | Nil   |





UNIT : SHRISTI INFRASTRUCTURE DEV.CORPN.LTD

(III) (a) Statement showing the voting pattern of shareholders, if more than one class of shares/securities is issued by the issuer.

| Srl No. | Category of shareholder | Number of Voting Rights held in each class of securities |         |         | Total Voting Rights (III+IV+V) | Total Voting rights i.e.(VI) |                   |
|---------|-------------------------|--|---------|---------|--------------------------------|------------------------------|-------------------|
|         |                         | Class X  | Class Y | Class Z |                                | As a % of (A+B)              | As a % of (A+B+C) |
|         | NA                      | NA   | NA      | NA      | NA                             | NA                           |                   |

